



SOLUTION

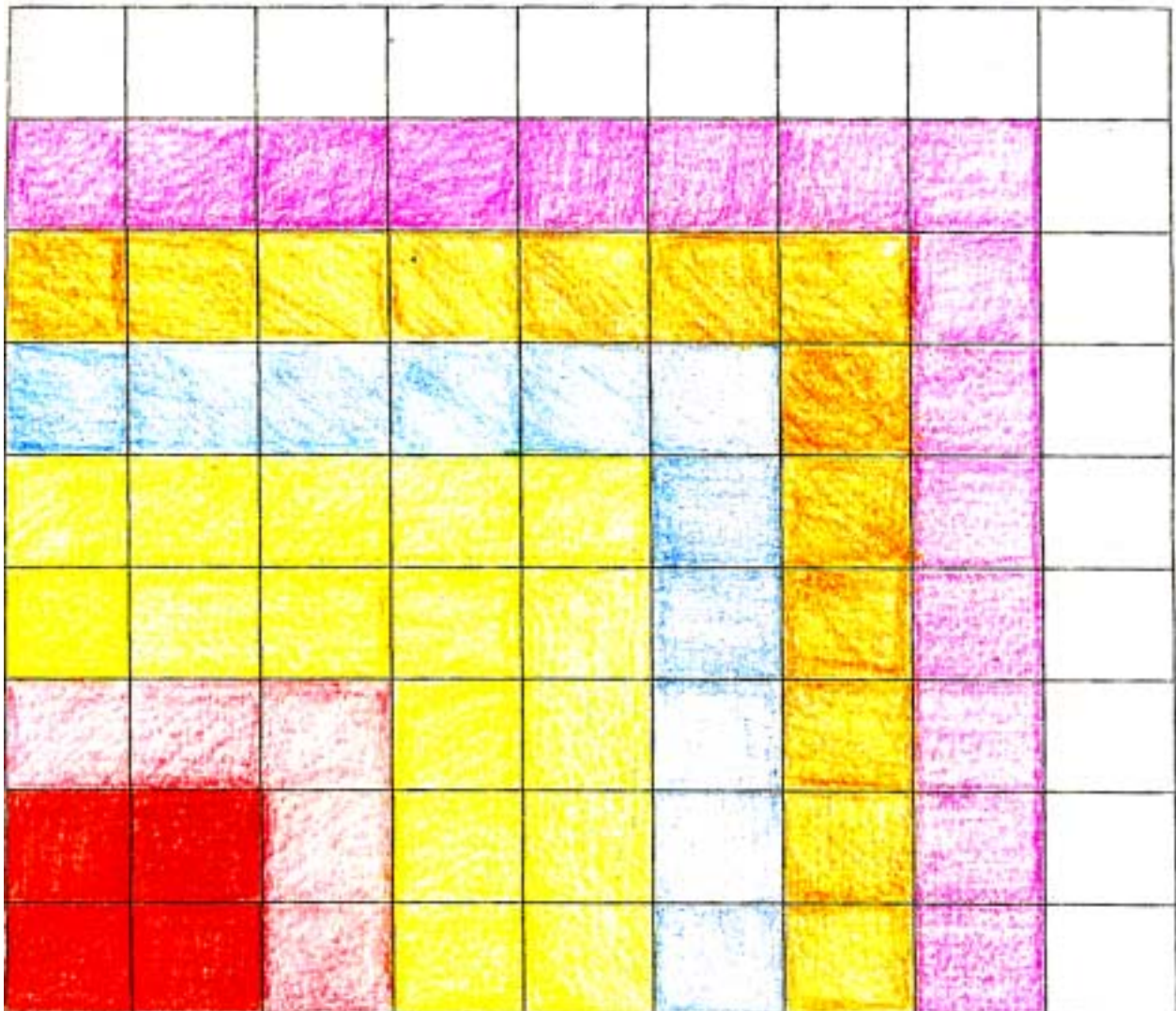
Represent **any one** of the following themes in colours, using only colour pencils.

1) Mother's Day

2) Memories

3) Lakshwadeep


**Sol: Memories**



*The theme I have chosen is memories. I have decided to characterize memories as stages in our lives. Thus our first earliest memory is coloured representing love from the womb. The next stage is pink representing infant hood and memories of tenderness. Childhood memories are coloured yellow - fun, no worries, robust. Green represents school our first experience of growth we are aware of. Blue represents college and our first taste of maturity. Orange mingle colours of joy - weddings romantic love, our children. Purple could is the memory of finally knowing ourselves. A true maturity and awareness of ourselves.*

*White, like our hair is the final stage colour, our memories are peaceful colour, we have come to terms with our past.*

**SOLUTION : 01: 3** *Lakshwadeep*



*Blue of the sea, the various shades of green depicting the dense foilage . The brown is for the fertile earth and the pattern shows how the sea water laps on to the shores. Red represents the danger luring in the area*



SOLUTION

Question 1:

Time : 30 minutes


Coloure the squares below using colour pencils/crayons in any combination to represent any one theme.

1) Luxury

2) Safari

3) Garden of Eden

Sol : Safari



*In my composition you will find the black and white strips of the zebra, the long yellow neck of the girafee, the clear blue sky and the khaki green foilage - all represents of the safari.*



SOLUTION

Question 1

Time: 15 mins

Fill the given spaces with the colour combination to represent anyone of the given themes

**Theme 1**

- i PASSION
- li LOVE
- iii. ANGER

**Theme 2**


- i SEA
- ii SKY
- iii UNIVERSE

**Theme 3**

- i YOUTH
- ii. OLD AGE
- iii. BABIES

Mention Theme No \_\_\_\_\_ and elements of the theme against the circles

Sol: 1 Theme 2





SOLUTION

Question 1

Time: 15 minutes

Represent **anyone** of the following themes in colors, using color pencils/crayons only.

- (a) Seasonal change from Spring to Summer
- (b) Seasonal change from Autumn to Winter.
- (c) Sunshine
- (d) Moonlight
- (e) Childhood
- (f) Old age.

**SOLUTION : 01 SUNSHINE**



**SPRING TO SUMMER**



Mention Theme Selected: Sunshine

Seasonal change from Spring to Summer



SOLUTION

Question 01

Time: 15 minutes

Looking at the given picture, select anyone theme and depict it with colors. (Use color pencils/crayons only)

- (a) Spring
- (b) Autumn
- (c) Old age
- (d) Virtual Reality

SOLUTION : 01

Mention theme selected: **Spring**

*The Colours of spring are yellow, brown, blue and fresh green . You will find these coloues applied in the picture above.*



Question 03

Time: 15 minutes

Using the given geometrical shapes, make a composition on **anyone** of the following themes. Fill in your choice of colors.

- (a) Compact
- (b) Weightlessness
- (c) Success
- (d) Anger
- (e) Joy

SOLUTION : 03



*Compact*



*Success*



## SOLUTION

5. Imagine that you have won a scholarship that you were desperately looking for.  
Draw your feelings. (Drawing of human figure is not allowed)

**Sol : Drawing for feelings -**




*The red and yellows depicts the warmth which is radiating from the centre of being . At the very centre is white which represents the ultimate satisfaction, happiness and delight. The purple represents apprehensions and uncertainty about the future.*

9. The voices of Amitabh Bachhan and Lata Mangeshkar are played the same in with lines and colours.

**Sol**



*Amitabh Bachhan*



*Lata Mangeshkar*



## SOLUTIONS

*Sol: Two pieces of music are played. Make a composition based on each.*



*Light classical*



*Rock music*

Sol: 5 Make abstract forms of colour to represent the following:

Fear Smooth, Density

You could use oil colours, poster , crayons or any other medium of your choice.



*Fear*



*Smooth*



*Density*



## SOLUTIONS

You have a paper with a square drawn on it.

Make a composition in the square using of different colours given to you. Select any one of the following themes for your composition. You may cut (or tear or crumple or crush or fold) the coloured paper and paste the strips leaving no gap in – between or you may overlap. Write the caption underneath. The themes are;

- (a) Summer
- (b) winter
- (c) Monsoon market
- (d) Vegetable
- (e) Fruit market



Monsoons

Summer

